

Effect of metformin on maternal and neonatal outcomes in pregnant obese non-diabetic women: A meta-analysis

Ahmed Elmaraezy¹ B.Sc., Abdelrahman Ibrahim Abushouk² M.B.B.S., Amany Emara¹ B.Sc., Omar Elshahat¹ B.Sc., Hussien Ahmed³ B.Sc., Magdy I. Mostafa⁴ M.D.

1. Faculty of Medicine, Al-Azhar University, Cairo, Egypt.
2. Faculty of Medicine, Ain Shams University, Cairo, Egypt.
3. Faculty of Medicine, Zagazig University, Zagazig, Egypt.
4. Department of Obstetrics and Gynecology, Faculty of Medicine, Cairo University, Cairo, Egypt.

Corresponding Author:

Abdelrahman Ibrahim Abushouk,
Faculty of Medicine, Ain Shams
University, Ramsis St., Abbasia,
Cairo, Egypt, Postal Code: 11591.
Email: Abdelrahman.Abushouk@med.asu.edu.eg
Tel: (+20) 10 14295780

Received: 4 October 2016

Revised: 1 May 2017

Accepted: 27 May 2017

Abstract

Background: Metformin reduces maternal and neonatal weight gain in gestational diabetes mellitus; however, this effect is poorly investigated in non-diabetic women.

Objective: We performed this meta-analysis to investigate the effect of metformin intake during pregnancy on maternal and neonatal outcomes in obese non-diabetic women.

Materials and Methods: We searched Medline, EMBASE, and Cochrane CENTRAL for eligible randomized controlled trials addressing the efficacy of metformin in pregnant obese non-diabetic women. Data were extracted and analyzed using RevMan software (Version 5.3). Neonatal birth weight was the key outcome. Secondary outcomes included maternal weight gain, the incidence of preeclampsia, and neonatal adverse effects (miscarriage, stillbirth and congenital anomalies).

Results: Pooled data from two RCTs (n=843) showed that metformin caused a significant reduction in maternal gestational weight gain (MD-1.35, 95% CI: [2.08, -0.630]), compared to placebo. The summary effect-estimate did not favor either of the two groups in terms of reduction of neonatal birth weight Z score (MD-0.09, 95% CI: [0.23, 0.06]). Metformin was associated with 41% reduction in the risk of preeclampsia; however, this reduction was not statistically significant [RR 0.59, 95% CI: [0.03, 11.46]]. None of the neonatal adverse events including stillbirth [RR 1.14, 95% CI: 0.42, 3.10] and congenital anomalies (RR= 1.36, 95% CI: [0.58, 3.21]) differed significantly between the two groups.

Conclusion: For obese pregnant women, metformin could decrease gestational weight gain with no significant reduction in neonatal birth weight. In light of the current evidence, metformin should not be used to prevent poor pregnancy outcomes in obese non-diabetic women.

Key words: Birth weight, Diabetes mellitus, Metformin, Obesity, Pregnancy.

Introduction

Maternal obesity during pregnancy is a major health problem that affects 25% of pregnant women (1). It is associated with poor pregnancy outcomes for the mother, such as increasing the risk for preeclampsia, maternal hemorrhage, and the need for caesarian section (CS) (2-6). Moreover, it is linked to poor fetal outcomes, such as fetal macrosomia, stillbirth, and increased risk of infant mortality (7). Epidemiological studies highlighted the correlation between high birth weight and the risk for adult obesity later in life (8-10). The cycle between maternal and offspring obesity contributes to the rising global prevalence of obesity and interrupting it through an effective

intervention during pregnancy would delineate its burden (11). It is estimated that overweight pregnant women receive an antenatal care that is 5.4-16.2 times more expensive than women of normal weight (12).

Former studies have shown that following dietary modifications and lifestyle interventions did not significantly reduce obesity-related complications during pregnancy (13-15). Recently, hyperglycemia and insulin resistance have been incriminated in the pathogenesis of gestational weight gain and fetal macrosomia (16, 17). These findings formulated the basis for using metformin as a prophylactic treatment in obese pregnant women to reduce the incidence of poor pregnancy outcomes. Moreover, metformin use during pregnancy has not been linked to

increased birth defects in neonates (18). Previous clinical trials have shown that metformin reduces maternal weight gain in women with gestational diabetes mellitus (DM) (19, 20).

Other studies examined the effect of metformin on pregnancy outcomes in women with polycystic ovarian syndrome (21, 22). Recently, two large randomized controlled trials (RCTs) have examined the value of metformin use during pregnancy in obese non-diabetic women. In the MOP (Metformin in obese no diabetic pregnant women) trial, metformin significantly decreased maternal weight gain during pregnancy without affecting the neonatal birth weight (23). However, in the EMPOWaR (Effect of metformin on maternal and fetal outcomes in obese pregnant women) trial, metformin was proven ineffective in reducing both outcomes (11).

In light of these controversial findings, we performed a pooled analysis of both RCTs to evaluate the effect of metformin on maternal and fetal outcomes in obese non-diabetic women.

Material and methods

We followed the PRISMA statement guidelines during the preparation of this meta-analysis. Moreover, all steps were performed in a strict accordance with the Cochrane handbook for systematic reviews of interventions (updated March 2011) (24).

Literature search strategy

We searched Medline (through PubMed), EMBASE, and the Cochrane Central Register of Controlled Trials to identify relevant studies published up to April 2016. The following search terms were used: ((Metformin) AND (Obese OR Overweight) AND (Pregnant OR Pregnancy OR Gestation*)) AND (Non-diabetic OR Without diabetes)). Moreover, we scanned the reference lists of retrieved articles and checked the clinical trial registry (clinicaltrials.gov) for additional studies.

Criteria for considering studies for this review

Studies were eligible if they were controlled clinical trials, which compared metformin to placebo in obese, pregnant, non-diabetic women. Only studies reporting the results of

infant birth weight, maternal weight gain, or birth consequences were included.

Excluded studies comprised pharmacokinetic analysis of metformin during pregnancy, reviews, secondary data analysis, and studies with unspecified data collection and analysis methods. Three authors (AE, AE, and OE) independently applied the selection criteria. The abstract screening was performed first, and then the full-text articles of eligible abstracts were retrieved and screened for eligibility to meta-analysis.

Data extraction

The following data were extracted from each study by three independent authors (AE, HA, and AE): a) Study characteristics, including first author's name, publication year, sample size, mean age, dosage, and duration of metformin intake; b) The primary outcome measure was the neonatal birth-weight Z score, which was defined as the difference between observed and expected birth weight with adjustment for gestational age, divided by the fitted standard deviation (SD); c) Maternal secondary outcome measures included gestational weight gain, defined as the difference in maternal weight between the day of randomization and the last antenatal visit; d) Maternal adverse events including preterm birth before 37 wk of gestation, gestational DM, preeclampsia, pregnancy-induced hypertension, delivery by CS, postpartum hemorrhage, defined as blood loss of 1 L or more, and e) Neonatal adverse events including death before 24 wk of gestation, stillbirth at 24 wk of gestation or later, congenital anomalies, and neonatal death. When the mean and SD were not provided, we calculated them from the median and inter-quartile range according to Wan *et al* (25).

Risk of bias assessment in included studies

The risk of bias in retrieved RCTs was assessed according to the Cochrane handbook of systematic reviews of interventions 5.1.0 (updated March 2011). We used the risk of bias assessment table provided in (part 2, Chapter 8.5) of the same book (26). According to Egger and colleagues, publication bias assessment is not reliable for less than 10 pooled studies (27, 28).

Therefore, in the present study, we could not assess the existence of publication bias by Egger's test for funnel plot asymmetry.

Data synthesis

We used Review Manager (RevMan) software (version 5.3 for windows) during data synthesis. Changes in the primary and secondary outcomes were pooled as mean difference (MD) in a fixed effect meta-analysis model, using the inverse variance (IV) method. Adverse events were pooled as risk ratios (RR) in a fixed effect model using Mantel-Haenszel (M-H) method. The existence of heterogeneity was assessed by Chi-Square test and measured by I-square test. In the case of a significant heterogeneity (Chi-Square $p < 0.1$), the random effects model was used.

Results

Literature search results

Our search retrieved 150 unique articles. Following the abstract screening, only 11 references were eligible for full-text screening. Nine full-text articles were excluded as follows: Two single arm/irrelevant trials, three pharmacokinetic analyses, two literature reviews, and two case reports (29-37). Finally, two RCTs were found to be eligible for the final analysis (PRISMA flow diagram; Figure 1) (11, 23). The two studies included 843 pregnant women who had a body mass index (BMI) more than 30 kg/m² and normal glucose tolerance. The summary of included studies and their main results are shown in table I and baseline characteristics of their patients are shown in table II.

Risk of bias in included studies

Both included studies were of a low risk of bias in all domains, except for allocation concealment (unclear in the study by Chiswick *et al* 2015) and blinding of outcome assessors (unclear in the study by Syngelaki *et al* 2016). The summary of the risk of bias assessment domains is shown in Figure 2. Authors' judgments with justifications are shown in Supplementary 1.

Fetal efficacy

In comparison with placebo, metformin did not show a significant reduction of neonatal

birth weight Z score (MD=-0.09, 95% CI [-0.23, 0.06], $p=0.25$; figure 3A). Pooled studies were homogenous ($p=0.30$, $I^2=8\%$).

Maternal efficacy

The overall MD favored the metformin group over the placebo group in terms of maternal gestational weight gain (MD= -1.35, 95% CI [-2.07, -0.62], $p=0.0003$; Figure 3B). Pooled studies were homogenous ($p=0.12$, $I^2=60\%$).

Maternal safety

The total number of reported maternal adverse events did not differ significantly between the metformin and placebo groups (RR=0.95, 95% CI [0.79, 1.14], $p=0.59$). The pooled RRs for individual adverse events were as follows: Postpartum hemorrhage (RR=1.05, 95% CI [0.68, 1.61], $p=0.83$; figure 4A), pregnancy-induced hypertension (RR=1.24, 95% CI [0.76, 2.02], $p=0.38$; figure 4B), gestational DM (RR=0.90, 95% CI [0.64, 1.27], $p=0.56$; figure 4C), CS (RR=0.91, 95% CI [0.76, 1.08], $p=0.28$; figure 4D), preeclampsia (RR=0.59, 95% CI [0.03, 11.46], $p=0.48$; figure 4E), and spontaneous early preterm birth (RR=1.22, 95% CI [0.64, 2.31], $p=0.55$; figure 4F). For all adverse events, pooled studies were homogeneous (Chi square $p > 0.1$), except for preeclampsia ($p=0.02$, $I^2=83\%$).

Fetal safety

The total number of reported fetal adverse events did not differ significantly between the metformin and placebo groups (RR=1.30, 95% CI [0.83, 2.05], $p=0.25$). The pooled RRs for individual adverse events were as follows: fetal death in terms of miscarriage and stillbirth (RR=1.14, 95% CI [0.42, 3.10], $p=0.80$; figure 5a), congenital anomalies (RR=1.36, 95% CI [0.58, 3.21], $p=0.48$; figure 5b), and neonatal death (RR=0.43, 95% CI [0.06, 2.91], $p=0.39$; Figure 5c).

For all adverse events, pooled studies were homogeneous (Chi square $p > 0.1$). To account for between-study variability, we re-conducted the analysis of all fixed-effect outcomes under the random-effects model with no recorded difference in our results (Supplementary 2).

Table I. Shows a summary of the design and main findings of included studies

Study ID	Study design			Intervention group	Population	Sample size		Main findings
	Design	Crossover or parallel	Blinding			Initial	ITT	
Syngelaki 2015	Randomized, placebo-controlled trial	Parallel	Double blinded	Metformin 500-2500 mg/day	- Pregnant women aged ≥ 16 yr - between 12 and 16 wk gestation - BMI of 30 kg/m ² or more - Normal glucose tolerance	449	443	Both groups were comparable in terms of median birth weight Z score, maternal weight gain and adverse events. Metformin reduced maternal weight gain; however, there were no significant differences in birth weight Z score or birth consequences.
Chiswick 2016	Randomized, placebo-controlled trial	Parallel	Double blinded	Metformin 3 grams/day		450	400	

Table II. Shows baseline characteristics of enrolled women in both trials

Study ID group	Age (Years)	BMI (Kg/m ²)	Gestational age	Race N (%)				Comorbidities N (%)		
				White	Black	Mixed	S Asian	E Asian	Hypertension	Preeclampsia
Syngelaki 2015										
Metformin	29.8 (5.6)	37.8 (4.7)	100 (7.9) ^a	101 (92.7%)	3 (2.8%)	2 (1.8%)	2 (1.8%)	0 (0%)	1 (0.9%)	6 (5.5%)
Placebo	29.6 (5)	37.5 (5.5)	98.9 (9.0) ^a	114 (96.6%)	2 (1.7%)	1 (0.8%)	0 (0%)	0 (0%)	1 (0.8%)	3 (2.5%)
Chiswick 2016										
Metformin	32.9* (27.3, 36.2)	38.6* (36.5, 41.5)	15.1* (13.7, 17.0) ^b	142 (70.3%)	50 (24.8%)	2 (1.0%)	7 (3.5%)	1 (0.5%)	13 (6.45%)	14 (6.9%)
Placebo	30.8* (26.6, 34.4)	38.4* (36.3, 41.9)	14.9* (13.6, 17.3) ^b	128 (64.6%)	55 (27.8%)	3 (1.5%)	12 (6.1%)	0 (0%)	17 (8.6%)	13 (6.6%)

Data are: mean (SD), *= median (IQR), or N (%)

a: days

b: week

BMI: body mass index

S Asian: South Asian

E Asian: East Asian

Supplementary 1. Risk of bias assessment for included studies

Risk of Bias		Quotations
Syngelaki 2016		
Random sequence generation (Selection bias)	Low	"Eligible women were randomly assigned, in a 1:1 ratio, with the use of computer-generated random numbers, to receive either metformin or placebo."
Allocation concealment (Selection bias)	Low	"The appearance, size, weight, and taste of the placebo tablets were identical to those of the metformin tablets; both were purchased at full cost from University College London Hospitals NHS Foundation Trust."
Blinding of participants and personnel (Performance bias)	Low	"Double-blind"
Blinding of outcome assessment (Detection bias)	Unclear	
Incomplete outcome data (Attrition bias)	Low	"The analysis was performed according to the intention-to-treat principle"
Selective reporting (Reporting bias)	Low	All outcomes were reported in a pre-specified protocol.
Other bias	Low	No other sources of bias could be detected.
Chiswick 2015		
Random sequence generation (Selection bias)	Low	"We randomly assigned participants (1:1), via a web based computer generated block randomization procedure."
Allocation concealment (Selection bias)	Unclear	
Blinding of participants and personnel (Performance bias)	Low	"Double-blind"
Blinding of outcome assessment (Detection bias)	Low	"Members of the independent Data Monitoring Committee had access to unmasked data reports, but had no contact with study participants."
Incomplete outcome data (Attrition bias)	Low	"All randomly assigned patients to enter safety and efficacy analysis (ITT)"
Selective reporting (Reporting bias)	Low	All outcomes were reported in a pre-specified protocol.
Other bias	Low	No other sources of bias could be detected.

Supplementary 2. Meta-analysis results under the random-effects model

Outcome	Effect Estimate	95% CI	p-value
Maternal weight gain	MD -1.23	[-2.43, -0.03]	0.04
Neonatal Birthweight Z Score	MD -0.09	[-0.024, 0.07]	0.26
Maternal adverse events			
Preterm birth	RR 1.23	[0.64, 2.35]	0.53
Postpartum Hemorrhage	RR 1.05	[0.68, 1.61]	0.83
Caesarian section	RR 0.91	[0.76, 1.09]	0.30
Pregnancy-Induced Hypertension	RR 1.24	[0.76, 2.03]	0.38
Gestational Diabetes Mellitus	RR 0.90	[0.63, 1.27]	0.53
Fetal adverse events			
Stillbirth	RR 0.91	[0.05, 15.55]	0.95
Congenital anomalies	RR 1.61	[0.33, 7.87]	0.56
Neonatal Death	RR 0.44	[0.06, 2.97]	0.40

CI: Confidence Interval

MD: Mean Difference

RR: Risk Ratio

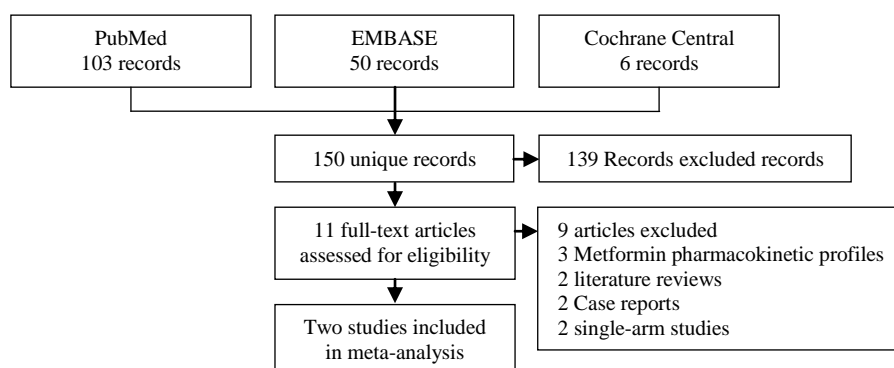
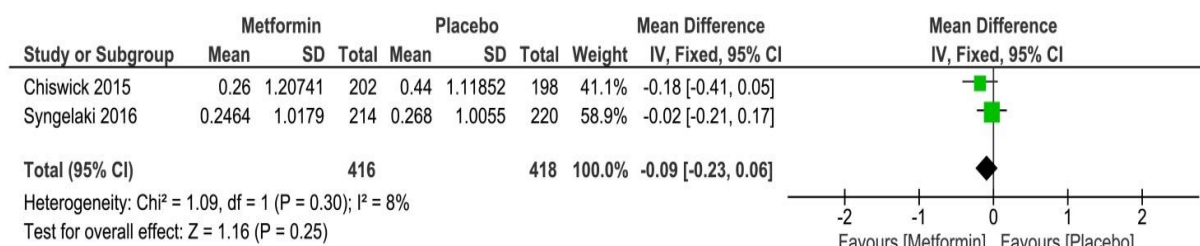


Figure 1. PRISMA flow diagram of studies' screening and selection.



Figure 2. Cochrane risk of bias assessment results for included studies, showing a low risk of bias in included studies.

3A



3B

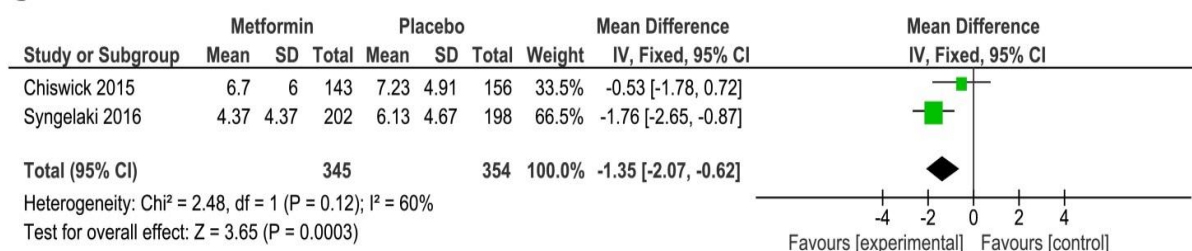
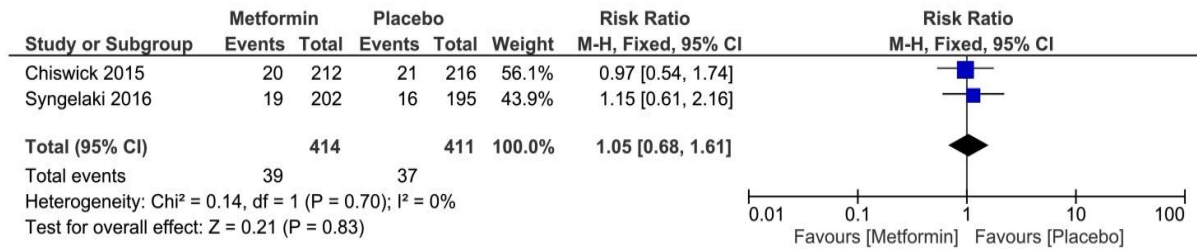


Figure 3. Forest plots of mean difference in A) change in neonatal birth weight Z score, and B) maternal weight gain (11, 23).

4A



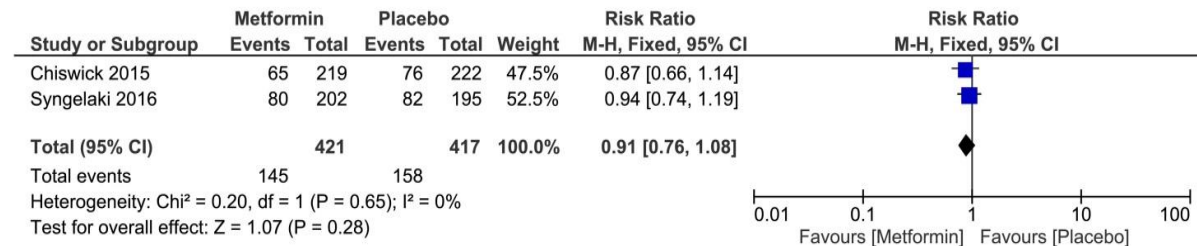
4B



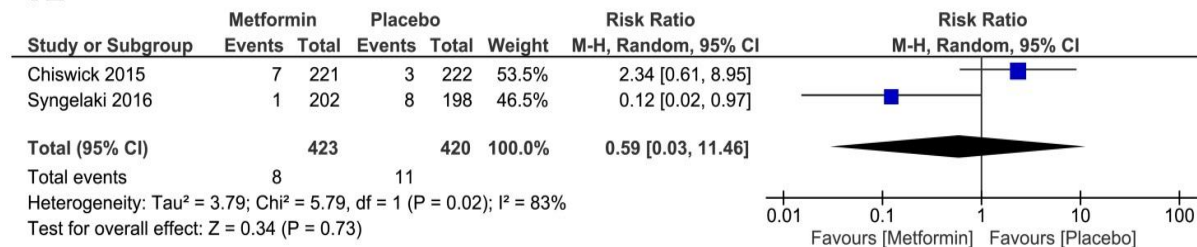
4C



4D



4E



4F



Figure 4. Forest plots of risk ratios of maternal adverse events.

5A



5B



5C

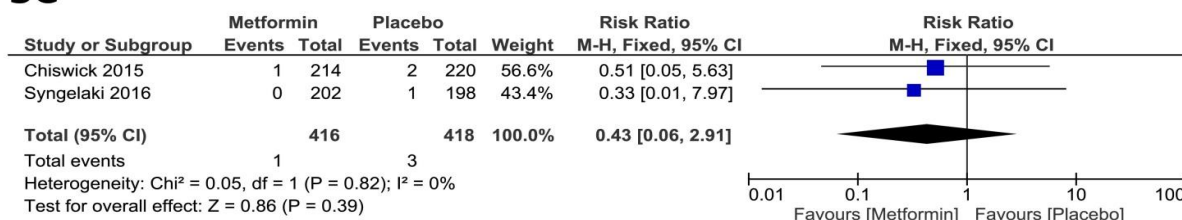


Figure 5. Forest plots of risk ratio of fetal adverse events (11, 23).

Discussion

The results of our analysis indicate that using metformin in obese, non-diabetic pregnant women significantly reduced maternal weight gain; however, it was not associated with a significant reduction in neonatal birth weight. The incidence of gestational DM, preeclampsia, as well as other maternal and fetal adverse events, did not differ significantly between the metformin and placebo groups. Our analysis supports the results of the MOP trial regarding the effect of metformin on maternal weight gain. This can be explained by the fact that the MOP trial was designed to address the limitations of the former EMPOWaR trial by increasing adherence to treatment and using a higher metformin dose of 3 grams per day instead of 2.5 gr/day in the EMPOWaR study. Observational studies have also shown that metformin can significantly reduce maternal weight gain in women with gestational DM or polycystic ovarian syndrome (19, 20, 38).

On the other hand, our results are in agreement with the EMPOWaR trial regarding the lack of metformin efficacy in reducing the incidence of preeclampsia. Although metformin reduced the levels of interleukin-6

(IL-6) and C-reactive protein (CRP), which are commonly elevated in preeclampsia cases, the incidence of pre-eclampsia was similar in both arms of the EMPOWaR study (11). Similarly, other studies have shown that metformin intake during pregnancy does not decrease the risk of preeclampsia or gestational DM (21, 39). These findings challenge the hypothesis of causality or association between elevated levels of IL-6 and CRP inflammatory markers with the incidence and severity of preeclampsia or preterm birth (40-42).

Former pharmacological analyses have shown that metformin has a similar pharmacokinetic profile in both pregnant and non-pregnant women with the ability to cross the placenta, reaching similar concentrations in the fetal plasma to those in the maternal circulation (43). Regarding its pharmacodynamic effect, it was found to effectively reduce insulin secretion and insulin resistance during pregnancy in both randomized and longitudinal studies (38, 44). The EMPOWaR trial reported a lack of effect, manifested by elevated glucose levels at 36 weeks of gestation, indicating possible homeostatic changes in glucose metabolism during pregnancy (11). The safety of

metformin has been investigated before (18). Our pooled analysis aimed to provide an adequate sample size to further investigate the association between metformin intake in pregnancy and poor gestational outcomes as fetal death or congenital anomalies. Our results show that metformin does not increase the risk for adverse maternal or fetal outcomes.

Although metformin conducted its pharmacodynamic effect (lowering blood glucose and insulin concentrations) in enrolled patients of both studies, it did not significantly affect the neonatal birth weight. As confirmed by the EMPOWaR trial, these results present a challenge to the 1952 Pederson theory that states that maternal hyperglycemia stimulates fetal hyperinsulinemia and therefore, increasing fetal weight (45). Other factors that can link obesity and fetal macrosomia as elevated blood lipids or disturbed levels of adipokines in obese women should be investigated (46, 47).

Despite the lack of effect on neonatal birth weight, follow up of these siblings should be carried out to track the effect of metformin in their adult life. A former animal study showed that prenatal intake of metformin reduced the risk of obesity and glucose intolerance during adulthood (48). Moreover, a clinical trial on metformin in women with gestational DM showed that children, born to mothers who received metformin during pregnancy, had lower visceral fat at two years of age than children, born to mothers with insulin therapy during pregnancy (20). The mechanism of how metformin affects body weight during the adult life of the offspring should be further investigated.

Strength points: The large sample size of the included studies adds to the power of our analysis and increases its potential for generalizability. Moreover, including a widely heterogeneous population in the MOP trial may allow for generalizing the results of this analysis beyond the studied population.

Limitation

Limitations for pooling data to summarize few studies include selective reporting, inadequate accounting for heterogeneity and publication bias. The fact that the MOP trial used a higher metformin dose on a more diverse population than the EMPOWaR trial may serve as another limitation. Further

studies are warranted to verify the impact of metformin on both maternal and neonatal weights. Although not significant, few adverse events, such as preeclampsia, need for caesarian section, and neonatal death had a trend towards increasing in the metformin group; therefore, future studies are needed to further assess these outcomes. We are aware of another ongoing trial on the subject (ACTRN12612001277831).

Recommendations

Despite the absence of major complications in the metformin groups, minor adverse events as gastrointestinal dysregulation, commonly seen with metformin, limit participation in these clinical trials. Finding ways to improve the pharmacokinetic profile of metformin can effectively ameliorate these side effects and increase patients' participation in future studies. As stated earlier, the safety and efficacy of metformin should be followed-up in both mothers and siblings to evaluate the long term results of metformin use in pregnancy.

Conclusion

To recapitulate, metformin intake during pregnancy in obese, non-diabetic pregnant women reduces maternal weight gain without significant reduction of neonatal birth weight. In light of the current evidence, metformin should not be used to prevent poor pregnancy outcomes in obese non-diabetic women.

Conflict of interest

The authors have no conflicts of interest to declare.

References

1. Chan A, Scott J, Nguyen AM, Sage L. Pregnancy outcome in South Australia 2008. Adelaide: Pregnancy Outcome Unit, SA Health, Government of South Australia, 2009.
2. O'Brien TE, Ray JG, Chan W-S. Maternal body mass index and the risk of preeclampsia: a systematic overview. *Epidemiology* 2003; 14: 368-374.
3. Wright D, Syngelaki A, Akolekar R, Poon LC, Nicolaides KH. Competing risks model in screening for preeclampsia by maternal characteristics and medical history. *Am J Obstet Gynecol* 2015; 213: 62.
4. Johansson S, Villamor E, Altman M, Bonamy A-KE, Granath F, Cnattingius S. Maternal overweight and obesity in early pregnancy and risk of infant mortality:

- a population based cohort study in Sweden. *BMJ* 2014; 349: g6572.
5. Catalano PM, Ehrenberg HM. Review article: The short-and long-term implications of maternal obesity on the mother and her offspring. *BJOG* 2006; 113: 1126-1133.
 6. Syngelaki A, Bredaki FE, Vaikousi E, Maiz N, Nicolaides KH. Body mass index at 11-13 weeks' gestation and pregnancy complications. *Fetal Diagn Ther* 2011; 30: 250-265.
 7. Heslehurst N, Simpson H, Ells LJ, Rankin J, Wilkinson J, Lang R, et al. The impact of maternal BMI status on pregnancy outcomes with immediate short-term obstetric resource implications: a meta-analysis. *Obes Rev* 2008; 9: 635-683.
 8. Curhan GC, Willett WC, Rimm EB, Spiegelman D, Ascherio AL, Stampfer MJ. Birth weight and adult hypertension, diabetes mellitus, and obesity in US men. *Circulation* 1996; 94: 3246-3250.
 9. Parsons TJ, Power C, Logan S, Summerbell CD. Childhood predictors of adult obesity: a systematic review. *Int J Obes Int J Obes Relat Metab Disord* 1999 ;23 (Suppl.): S1-107
 10. Yu Z, Han S, Zhu J, Sun X, Ji C, Guo X. Pre-pregnancy body mass index in relation to infant birth weight and offspring overweight/obesity: a systematic review and meta-analysis. *PloS One* 2013; 8: e61627.
 11. Chiswick C, Reynolds RM, Denison F, Drake AJ, Forbes S, Newby DE, et al. Effect of metformin on maternal and fetal outcomes in obese pregnant women (EMPOWaR): a randomised, double-blind, placebo-controlled trial. *Lancet* 2015; 3: 778-786.
 12. Galtier-Dereure F, Montpeyroux F, Boulot P, Bringer J, Jaffiol C. Weight excess before pregnancy: complications and cost. *Int J Obes Relat Metab Disord* 1995; 19: 443-448.
 13. Oteng-Ntim E, Varma R, Croker H, Poston L, Doyle P. Lifestyle interventions for overweight and obese pregnant women to improve pregnancy outcome: systematic review and meta-analysis. *BMC Med* 2012; 10: 47.
 14. Poston L, Bell R, Croker H, Flynn AC, Godfrey KM, Goff L, et al. Effect of a behavioural intervention in obese pregnant women (the UPBEAT study): a multicentre, randomised controlled trial. *Lancet* 2015; 3: 767-777.
 15. Renault KM, Nørgaard K, Nilas L, Carlsen EM, Cortes D, Pryds O, et al. The Treatment of Obese Pregnant Women (TOP) study: a randomized controlled trial of the effect of physical activity intervention assessed by pedometer with or without dietary intervention in obese pregnant women. *Am J Obstet Gynecol* 2014; 210: 134.
 16. Scholl TO, Sowers M, Chen X, Lenders C. Maternal glucose concentration influences fetal growth, gestation, and pregnancy complications. *Am J Epidemiol* 2001; 154: 514-520.
 17. Lowe LP, Metzger BE, Dyer AR, Lowe J, McCance DR, Lappin TRJ, et al. Hyperglycemia and Adverse Pregnancy Outcome (HAPO) Study Associations of maternal A1C and glucose with pregnancy outcomes. *Diabetes Care* 2012; 35: 574-580.
 18. Cassina M, Donà M, Di Gianantonio E, Litta P, Clementi M. First-trimester exposure to metformin and risk of birth defects: a systematic review and meta-analysis. *Hum Reprod Update* 2014; 20: 656-669.
 19. Balani J, Hyer SL, Rodin DA, Shehata H. Pregnancy outcomes in women with gestational diabetes treated with metformin or insulin: a case-control study. *Diabet Med* 2009; 26: 798-802.
 20. Rowan JA, Hague WM, Gao W, Battin MR, Moore MP. Metformin versus insulin for the treatment of gestational diabetes. *New Engl J Med* 2008; 358: 2003-2015.
 21. Vanky E, Salvesen KÅ, Heimstad R, Fougner KJ, Romundstad P, Carlsen SM. Metformin reduces pregnancy complications without affecting androgen levels in pregnant polycystic ovary syndrome women: results of a randomized study. *Hum Reprod* 2004; 19: 1734-1740.
 22. Fougner KJ, Vanky E, Carlsen SM. Metformin has no major effects on glucose homeostasis in pregnant women with PCOS: results of a randomized double-blind study. *Scand J Clin Lab Invest* 2008; 68: 771-776.
 23. Syngelaki A, Nicolaides KH, Balani J, Hyer S, Akolekar R, Kotecha R, et al. Metformin versus Placebo in Obese Pregnant Women without Diabetes Mellitus. *New Engl J Med* 2016; 374: 434-443.
 24. Higgins JP, Green S. Cochrane Handbook for Systematic Reviews of interventions. The Cochrane Collaboration; 2008.
 25. Wan X, Wang W, Liu J, Tong T. Estimating the sample mean and standard deviation from the sample size, median, range and/or interquartile range. *BMC Med Res Methodol* 2014; 14: 135.
 26. Terrin N, Schmid CH, Lau J, Olkin I. Adjusting for publication bias in the presence of heterogeneity. *Stat Med* 2003; 22: 2113-2126.
 27. Egger M, Smith GD, Schneider M, Minder C. Bias in meta-analysis detected by a simple, graphical test. *BMJ* 1997; 315: 629-634.
 28. Lazurova I, Dravecka I, Kraus V, Petrovicova J. Metformin versus sibutramine in the treatment of hyperinsulinemia in chronically anovulating women. *Bratisl Lek Listy* 2004; 105: 207-210.
 29. Pasquali R, Gambineri A, Biscotti D, Vicennati V, Gagliardi L, Colitta D, et al. Effect of long-term treatment with metformin added to hypocaloric diet on body composition, fat distribution, and androgen and insulin levels in abdominally obese women with and without the polycystic ovary syndrome. *J Clin Endocrinol Metab* 2000; 85: 2767-2774.
 30. De Oliveira Baraldi C, Lanchote VL, de Jesus Antunes N, Carvalho TM de JP, Moisés ECD, Duarte G, et al. Metformin pharmacokinetics in nondiabetic pregnant women with polycystic ovary syndrome. *Eur J Clin Pharmacol* 2011; 67: 1027-1033.
 31. De Oliveira Baraldi C, Moisés ECD, Carvalho TM de JP, de Jesus Antunes N, Lanchote VL, Duarte G, et al. Effect of type 2 diabetes mellitus on the pharmacokinetics of metformin in obese pregnant women. *Clin Pharmacokinetics* 2012; 51: 743-749.
 32. Hughes RCE, Gardiner SJ, Begg EJ, Zhang M. Effect of pregnancy on the pharmacokinetics of metformin. *Diabetic Med* 2006; 23: 323-326.
 33. Ghazeeri GS, Nassar AH, Younes Z, Awwad JT. Pregnancy outcomes and the effect of metformin treatment in women with polycystic ovary syndrome:

- an overview. *Acta Obstet Gynecol Scand* 2012; 91: 658-678.
34. Sivalingam VN, Myers J, Nicholas S, Balen AH, Crosbie EJ. Metformin in reproductive health, pregnancy and gynaecological cancer: established and emerging indications. *Hum Reprod Update* 2014; 20: 853-868.
 35. Hong Y-C, O'Boyle CP, Chen I-C, Hsiao C-T, Kuan J-T. Metformin-associated lactic acidosis in a pregnant patient. *Gynecol Obstet Invest* 2008; 66: 138-141.
 36. Shigiyama F, Kumashiro N, Rikitake T, Usui S, Saegusa M, Kitamura M, et al. A case of lean polycystic ovary syndrome with early stage of type 1 diabetes successfully treated with metformin [Rapid Communication]. *Endocrine J* 2016; 63: 193-198.
 37. Vanky E, Stridsklev S, Heimstad R, Romundstad P, Skogøy K, Kleggetveit O, et al. Metformin versus placebo from first trimester to delivery in polycystic ovary syndrome: a randomized, controlled multicenter study. *J Clin Endocrinol Metab* 2010; 95: 448-455.
 38. Salvesen KÅ, Vanky E, Carlsen SM. Metformin treatment in pregnant women with polycystic ovary syndrome-is reduced complication rate mediated by changes in the uteroplacental circulation? *Ultrasound Obstet Gynecol* 2007; 29: 433-437.
 39. Catov JM, Bodnar LM, Ness RB, Barron SJ, Roberts JM. Inflammation and dyslipidemia related to risk of spontaneous preterm birth. *Am J Epidemiol* 2007; 166: 1312-1319.
 40. Greer IA, Lyall F, Perera T, Boswell F, Macara LM. Increased concentrations of cytokines interleukin-6 and interleukin-1 receptor antagonist in plasma of women with preeclampsia: a mechanism for endothelial dysfunction? *Obstet Gynecol* 1994; 84: 937-940.
 41. Guven MA, Coskun A, Ertas IE, Aral M, Zencirci B, Oksuz H. Association of maternal serum CRP, IL-6, TNF- α , homocysteine, folic acid and vitamin b12 levels with the severity of preeclampsia and fetal birth weight. *Hypertens Pregnancy* 2009; 28: 190-200.
 42. Charles B, Norris R, Xiao X, Hague W. Population pharmacokinetics of metformin in late pregnancy. *Therapeutic Drug Monitor* 2006; 28: 67-72.
 43. Glueck CJ, Goldenberg N, Wang P, Sieve L, Loftspring M, Sherman A. Metformin during pregnancy reduces insulin, insulin resistance, insulin secretion, weight, testosterone, and development of gestational diabetes: prospective longitudinal study of women with polycystic ovary syndrome from pre-conception through pregnancy. *J Invest Med* 2004; 52: S378.
 44. Schwartz R, Gruppuso PA, Petzold K, Brambilla D, Hiilesmaa V, Teramo KA. Hyperinsulinemia and macrosomia in the fetus of the diabetic mother. *Diabetes Care* 1994; 17: 640-648.
 45. Catalano PM, Hauguel-De Mouzon S. Is it time to revisit the Pedersen hypothesis in the face of the obesity epidemic? *Am J Obstet Gynecol* 2011; 204: 479-487.
 46. El Husseny MW, Mamdouh M, Shaban S, Ibrahim AA, Zaki MM, Ahmed OM, et al. Adipokines: Potential Therapeutic Targets for Vascular Dysfunction in Type II Diabetes Mellitus and Obesity. *J Diabetes Res* 2017; 2017: 8095926.
 47. Salomäki H, Heinäniemi M, Vähätalo LH, Ailanen L, Eerola K, Ruohonen ST, et al. Prenatal metformin exposure in a maternal high fat diet mouse model alters the transcriptome and modifies the metabolic responses of the offspring. *PLoS One* 2014; 9: e115778.